

Signify Classified - Internal
Cooper Lighting Solutions Photometric Lab
1121 Highway 74 South
Peachtree City, GA 30269



Scaled data based on original data using
LM-79-08 Approved Method: Electrical and Photometric Measurements of Solid-
State Lighting Products

Test Report Prepared for
Cooper Lighting Solutions
(formerly Eaton)

Brand: INVUE

Report Number: P870810

Luminaire Tested: **EMM2-HTN-SA1A-830-U-T3-HSS**

Issue Date: 09/05/2024



Test Information

Test Method: LM-79-08
Report Number: P870810
Test Lab: INNOVATION CENTER(G3)
Issue Date: 09/05/2024
Manufacturer: COOPER LIGHTING SOLUTIONS (FORMERLY EATON)
Product Line: INVUE
Catalog Number: EMM2-HTN-SA1A-830-U-T3-HSS
Description: EPIC MODERN TALL HOUSING DISCRETE LED ARRAYS 40W 80CRI 3000K
FIXTURE w/ TYPE III DISTRIBUTION OPTIC AND HOUSE SIDE SHIELD
Light Source: (10) 3000K CCT, 80 CRI LEDS
Ballast/Driver: ELECTRONIC DRIVER

Summary

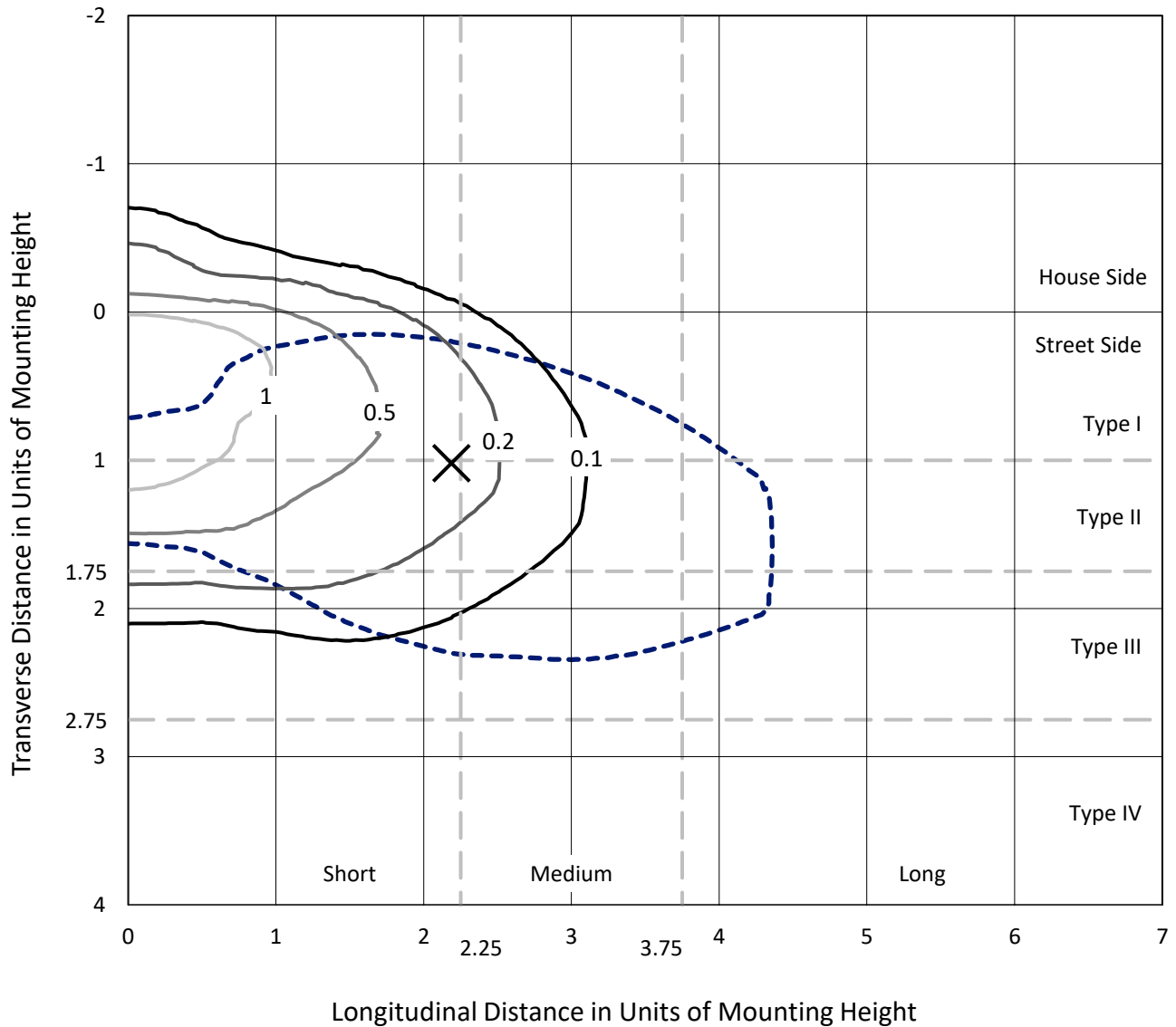
Lumens per Lamp: N/A
Luminaire Lumens: 3023.8 lumens
Efficiency: N/A
Efficacy: 92.2 lumens/watt
Luminous Opening: Rectangular (W 0.33' x L: 0.33' x H: 0')
IES Classification: Type III - Short
BUG Rating: B0 - U0 - G1

Input Watts (W): 32.8
Input Voltage (V): 120
Input Current (A_{in}): NR
Voltage Rise (V): NR
Power Factor: 0.99
Total Harmonic Distortion (THDi): 9.76%
Frequency (hertz): 60
Stabilization Time: NR
Operation Time: NR
Ambient Temperature (°C): NR
Test Distance: 24 FT

REPORT NUMBER: P870810
 CATALOG NUMBER: EMM2-HTN-SA1A-830-U-T3-HSS

Iso-Footcandle Lines of Horizontal Illumination

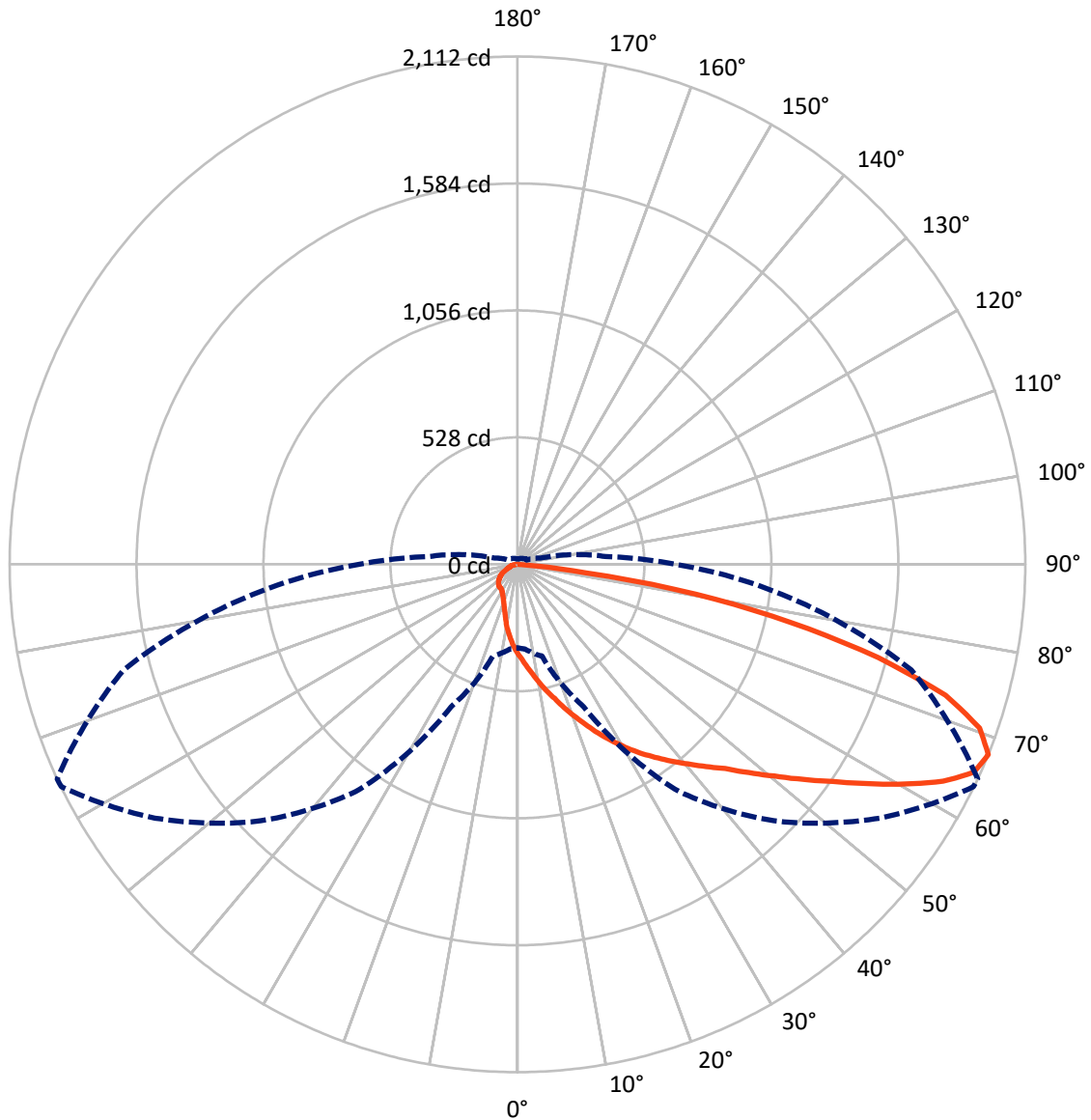
× Max cd
 - - - 1/2 Max cd



Based on 20 foot mounting height. Maximum calculated value = 1.7 fc
 Type III - Short - N/A

REPORT NUMBER: P870810
CATALOG NUMBER: EMM2-HTN-SA1A-830-U-T3-HSS

Luminous Intensity Polar Plot



— Vertical Plane Through 65-Deg Lateral - - - Horizontal Cone Through 67.5-Deg Vertical

REPORT NUMBER: P870810
 CATALOG NUMBER: EMM2-HTN-SA1A-830-U-T3-HSS

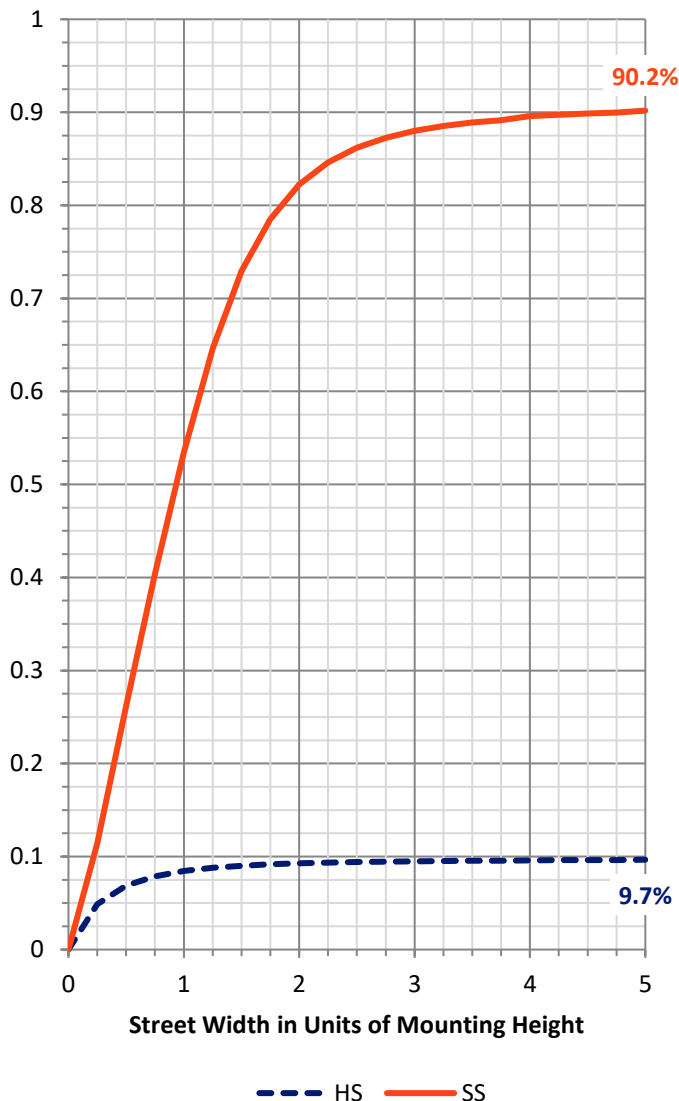
FLUX DISTRIBUTION:

		Downward	Upward	Total
House Side	Lumens	294.3	0.0	294.3
	% Fixture	9.7	0.0	9.7
Street Side	Lumens	2729.5	0.0	2729.5
	% Fixture	90.3	0.0	90.3
Total	Lumens	3023.8	0.0	3023.8
	% Fixture	100.0	0.0	100.0

ZONAL LUMENS:

Zone	Lumens	% Fixture
0°-10°	36.6	1.2
10°-20°	121.3	4.0
20°-30°	220.8	7.3
30°-40°	341.8	11.3
40°-50°	516.6	17.1
50°-60°	672.1	22.2
60°-70°	663.0	21.9
70°-80°	403.6	13.3
80°-90°	48.0	1.6
90°-100°	0.0	0.0
100°-110°	0.0	0.0
110°-120°	0.0	0.0
120°-130°	0.0	0.0
130°-140°	0.0	0.0
140°-150°	0.0	0.0
150°-160°	0.0	0.0
160°-170°	0.0	0.0
170°-180°	0.0	0.0
0°-90°	3023.8	100.0
0°-180°	3023.8	100.0

Coefficient of Utilization

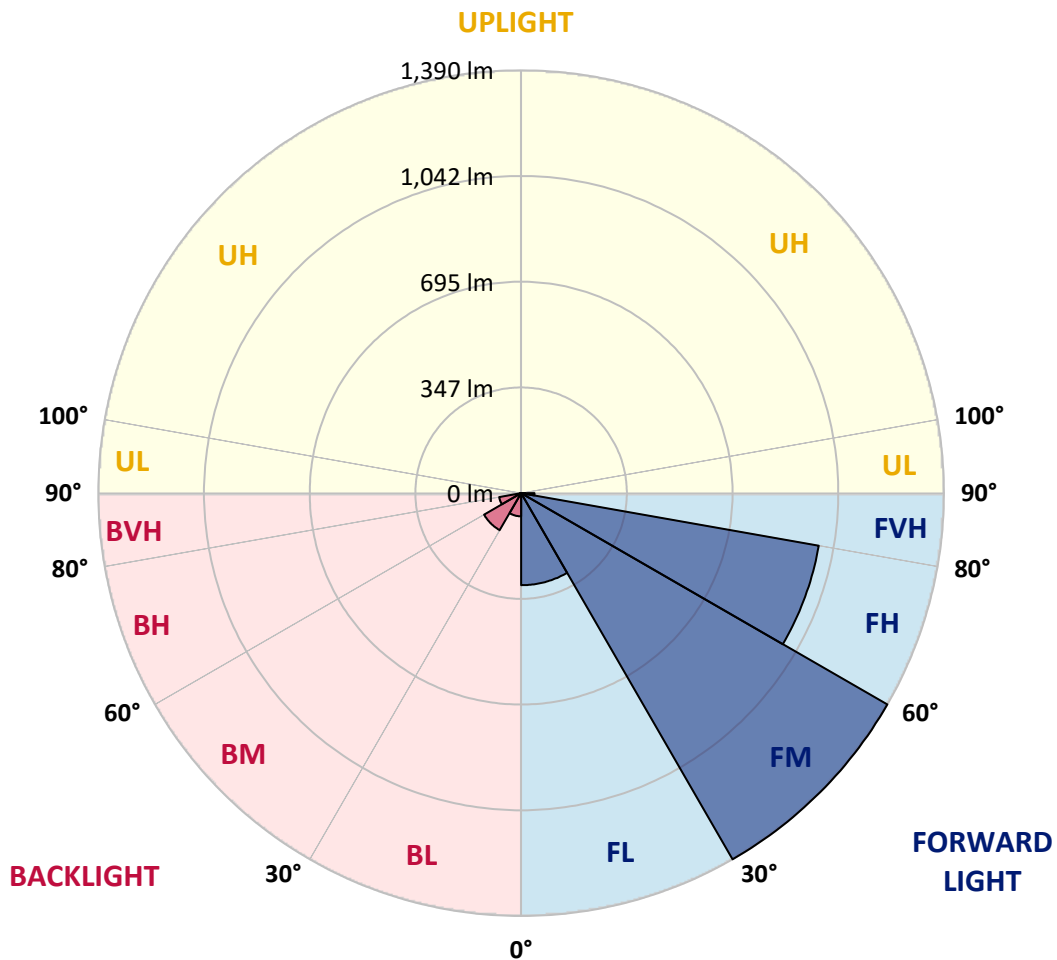


REPORT NUMBER: P870810
 CATALOG NUMBER: EMM2-HTN-SA1A-830-U-T3-HSS

LUMINAIRE CLASSIFICATION SYSTEM LUMEN TABLE AND BUG RATING:

Zone	Lumens	% Fixture	Zone Rating/Lumen Limit		
			B	U	G
FL (0°-30°)	302.6	10.0			
FM (30°-60°)	1389.8	46.0			
FH (60°-80°)	993.3	32.9			G1/1800
FVH (80°-90°)	43.9	1.5			G1/100
BL (0°-30°)	76.2	2.5	B0/110		
BM (30°-60°)	140.7	4.7	B0/220		
BH (60°-80°)	73.3	2.4	B0/110		G0/110
BVH (80°-90°)	4.1	0.1			G0/10
UL (90°-100°)	0.0	0.0		U0/0	
UH (100°-180°)	0.0	0.0		U0/0	

BUG Rating: B0-U0-G1
 Type III Short





REPORT NUMBER: P870810

CATALOG NUMBER: EMM2-HTN-SA1A-830-U-T3-HSS

CANDELA DISTRIBUTION (FULL):

	0°	5°	15°	25°	35°	45°	55°	64°	65°	75°	85°
0°	373.6	373.6	373.6	373.6	373.6	373.6	373.6	373.6	373.6	373.6	373.6
2.5°	436.6	433.2	435.8	429.7	422.8	417.7	407.3	398.7	397.8	389.2	379.7
5°	520.3	509.1	510.0	497.9	483.2	467.7	451.3	429.7	429.7	409.0	387.5
7.5°	595.4	593.7	585.9	566.9	549.7	525.5	495.3	467.7	461.7	429.7	396.1
10°	667.9	665.3	658.4	643.7	614.4	587.7	549.7	508.3	500.5	454.8	406.4
12.5°	725.7	726.6	718.8	706.7	680.8	648.9	598.9	547.1	540.2	478.9	416.8
15°	776.6	775.8	774.0	763.7	738.7	709.3	650.6	590.2	579.0	504.8	427.1
17.5°	815.5	813.7	810.3	801.7	789.6	761.1	705.0	636.0	626.5	535.0	439.2
20°	826.7	825.8	825.8	831.9	826.7	809.4	759.4	683.4	673.1	566.9	455.6
22.5°	847.4	846.5	845.7	851.7	855.2	853.4	810.3	731.8	722.3	604.0	476.3
25°	874.1	872.4	869.8	875.9	880.2	890.5	861.2	788.7	777.5	647.2	497.0
27.5°	909.5	911.2	907.8	906.9	906.9	913.0	906.1	839.6	829.3	688.6	521.2
30°	956.1	958.7	952.7	948.4	940.6	939.7	941.5	896.6	881.9	733.5	546.2
32.5°	1001.9	1004.4	1001.0	995.0	975.1	967.3	974.2	944.9	935.4	782.7	578.2
35°	1039.0	1045.0	1045.0	1032.9	1005.3	1001.0	1012.2	992.4	985.5	840.5	616.1
37.5°	1089.0	1092.5	1089.0	1066.6	1032.1	1037.2	1054.5	1042.4	1038.1	902.6	661.0
40°	1196.0	1200.3	1177.9	1124.4	1069.2	1075.2	1105.4	1098.5	1091.6	963.9	702.4
42.5°	1345.3	1334.9	1330.6	1211.5	1126.1	1122.7	1160.6	1151.1	1150.3	1026.0	740.4
45°	1443.7	1447.1	1425.6	1312.5	1246.1	1181.3	1221.9	1218.5	1211.5	1089.0	786.1
47.5°	1511.8	1504.1	1450.6	1396.2	1409.2	1258.1	1290.1	1298.7	1294.4	1160.6	842.2
50°	1540.3	1532.6	1497.2	1460.9	1476.5	1346.2	1360.0	1388.4	1384.1	1233.1	889.7
52.5°	1504.9	1495.5	1498.0	1507.5	1499.8	1415.2	1446.3	1491.1	1486.0	1317.7	944.9
55°	1279.7	1304.7	1401.4	1498.0	1495.5	1467.8	1538.6	1604.2	1593.8	1405.7	992.4
57.5°	1032.1	1045.9	1168.4	1429.9	1481.6	1511.8	1643.9	1725.0	1721.5	1493.7	1035.5
60°	820.6	835.3	928.5	1288.3	1449.7	1557.6	1751.7	1858.7	1855.3	1582.6	1066.6
62.5°	652.4	652.4	735.2	1084.7	1388.4	1584.3	1837.2	1993.4	1987.3	1654.2	1074.3
65°	469.4	475.5	537.6	872.4	1289.2	1577.4	1878.6	2089.1	2085.7	1694.8	1057.9
67.5°	346.9	353.8	395.2	654.1	1142.5	1508.4	1840.6	2110.7	2112.4	1695.6	1004.4
70°	271.0	272.7	303.7	454.8	936.3	1354.8	1698.2	2039.1	2039.1	1653.4	925.1
72.5°	206.2	208.0	234.7	309.8	689.5	1120.1	1485.1	1849.3	1862.2	1541.2	807.7
75°	159.6	163.1	181.2	222.6	432.3	796.5	1220.2	1514.4	1549.8	1323.7	665.3
77.5°	123.4	126.9	141.5	163.1	252.0	491.0	857.7	1132.2	1164.1	1042.4	513.4
80°	99.2	101.0	110.5	122.5	152.7	252.8	523.8	743.8	753.3	708.5	340.0
82.5°	45.7	49.2	59.5	67.3	75.9	117.4	223.5	275.3	287.4	281.3	139.8
85°	5.2	5.2	6.0	6.9	7.8	12.1	15.5	13.8	13.8	16.4	14.7
87.5°	0.0	0.0	0.0	0.9	1.7	1.7	2.6	2.6	2.6	2.6	2.6
90°	0.0	0.0	0.0	0.0	0.0	0.0	0.0	0.0	0.0	0.0	0.0



REPORT NUMBER: P870810
 CATALOG NUMBER: EMM2-HTN-SA1A-830-U-T3-HSS

CANDELA DISTRIBUTION (continued):

	90°	95°	105°	115°	125°	135°	145°	155°	165°	175°	180°
0°	373.6	373.6	373.6	373.6	373.6	373.6	373.6	373.6	373.6	373.6	373.6
2.5°	374.5	368.5	357.3	347.8	339.1	330.5	326.2	315.8	313.2	315.0	308.9
5°	376.2	364.2	340.9	319.3	301.2	283.9	269.2	253.7	250.2	245.1	242.5
7.5°	378.8	360.7	324.5	290.8	263.2	238.2	220.0	208.0	198.5	195.9	195.0
10°	382.3	356.4	306.3	264.1	226.1	200.2	183.8	175.2	171.7	169.1	170.0
12.5°	384.9	352.1	289.1	233.9	196.7	173.4	165.7	158.8	157.1	156.2	156.2
15°	388.3	347.8	268.4	207.1	171.7	157.9	150.1	147.6	147.6	146.7	146.7
17.5°	392.6	344.3	251.1	186.4	157.1	144.1	140.7	137.2	137.2	137.2	136.3
20°	401.3	342.6	235.6	169.1	144.1	135.5	130.3	127.7	126.9	126.0	126.0
22.5°	409.9	342.6	218.3	156.2	135.5	126.0	120.8	118.2	117.4	117.4	117.4
25°	422.0	341.7	204.5	145.0	127.7	116.5	111.3	108.7	107.0	107.0	106.1
27.5°	435.8	341.7	192.4	136.3	119.1	107.9	101.8	99.2	96.6	96.6	95.8
30°	449.6	343.4	182.1	129.4	110.5	100.1	92.3	88.9	87.2	86.3	86.3
32.5°	467.7	348.6	175.2	124.3	102.7	92.3	84.6	81.1	79.4	78.5	78.5
35°	495.3	361.6	176.0	121.7	97.5	85.4	77.7	73.3	72.5	72.5	71.6
37.5°	524.7	373.6	178.6	119.9	92.3	80.3	72.5	68.2	67.3	67.3	67.3
40°	549.7	384.0	182.1	119.1	88.0	75.1	68.2	64.7	63.0	63.0	63.0
42.5°	574.7	390.0	182.9	116.5	85.4	70.8	64.7	61.3	59.5	60.4	60.4
45°	599.7	394.4	180.4	113.0	82.8	67.3	61.3	57.8	56.1	56.1	56.1
47.5°	629.9	403.8	176.0	107.9	81.1	64.7	57.8	54.4	53.5	53.5	53.5
50°	660.1	411.6	172.6	101.8	76.8	61.3	55.2	50.9	50.0	50.0	50.0
52.5°	685.2	415.1	168.3	94.1	72.5	57.8	51.8	47.5	45.7	45.7	45.7
55°	704.1	415.9	162.2	88.0	66.4	54.4	48.3	44.0	42.3	41.4	41.4
57.5°	719.7	415.1	156.2	82.0	61.3	50.0	44.0	40.6	38.0	37.1	37.1
60°	728.3	412.5	147.6	74.2	54.4	45.7	40.6	36.2	34.5	33.7	33.7
62.5°	723.1	405.6	135.5	62.1	49.2	41.4	37.1	33.7	31.1	30.2	30.2
65°	699.0	391.8	119.9	50.9	44.0	37.1	33.7	30.2	26.8	25.9	25.9
67.5°	656.7	368.5	99.2	43.1	40.6	33.7	30.2	26.8	24.2	22.4	22.4
70°	598.0	337.4	77.7	37.1	36.2	31.1	27.6	24.2	21.6	19.8	19.8
72.5°	514.3	286.5	57.8	31.9	31.9	28.5	25.0	22.4	19.8	18.1	18.1
75°	415.9	216.6	44.0	29.3	28.5	25.9	22.4	19.8	18.1	16.4	16.4
77.5°	303.7	144.1	36.2	26.8	26.8	23.3	20.7	18.1	16.4	15.5	15.5
80°	184.7	82.8	25.9	20.7	20.7	19.8	17.3	15.5	14.7	12.9	12.1
82.5°	75.1	31.9	13.8	10.4	10.4	9.5	6.0	5.2	5.2	5.2	4.3
85°	7.8	5.2	3.5	2.6	2.6	2.6	1.7	1.7	1.7	1.7	1.7
87.5°	2.6	2.6	1.7	1.7	1.7	1.7	0.9	0.9	0.9	0.9	0.9
90°	0.0	0.0	0.0	0.0	0.0	0.0	0.0	0.0	0.0	0.0	0.0

Cooper Lighting Solutions Photometric Lab
1121 Highway 74 South
Peachtree City, GA 30269



LM-79-2019: Approved Method: Electrical and Photometric Measurements of Solid-State Lighting Products

Report Prepared for

Cooper Lighting Solutions

Streetworks

Report Number: SP1-2407-157-7

Test Date: 09/05/2024

Luminaire Tested: MEM2-HTN-SA-40-830-U-5WQ

Data in this report applies to families of products including MEM2-HTN-SA-40-830-U-5WQ

Test Information

Test Method: LM-79-2019
 Report Number: SP1-2407-157-7
 Test Lab: COOPER LIGHTING SOLUTIONS
 Photometer: SP1 - 76IN SPHERE
 Measurement Geometry: 4π
 Issue Date: 09/05/2024
 Manufacturer: COOPER LIGHTING SOLUTIONS
 Product Line: Streetworks
 Catalog Number: **MEM2-HTN-SA-40-830-U-5WQ**
 Description: Epic Modern Light Square 40W 5WQ Optic

Spectral Parameters

CCT (K): 3126
 CIE u': 0.2465
 CIE v': 0.5182
 Duv: -0.0004
 CIE x: 0.4277
 CIE y: 0.3997
 CIE z: 0.1727
 Peak Wavelength (nm): 601
 Dominant Wavelength (nm): 582
 Purity: 48.31913
 Rf: 84.4
 Rg: 94.7

CRI (Ra):	82.6		
R1:	81.4	R9:	5.1
R2:	92.2	R10:	82.2
R3:	94.9	R11:	79.8
R4:	80.1	R12:	70.4
R5:	81.8	R13:	84.2
R6:	90.5	R14:	97.9
R7:	81.8	R15:	73.6
R8:	58.0		



Test Conditions

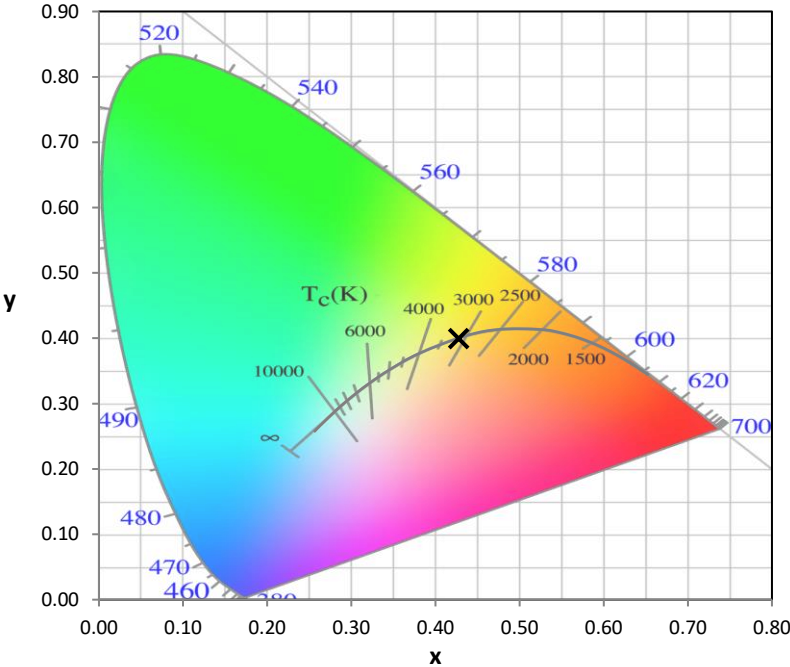
Stabilization Time: 22M
 Operation Time: 1H 22M
 Sphere Temperature (°C): 24.3

REPORT NUMBER: SP1-2407-157-7

Measurement and Test Equipment			
Instrument	Identification Number	Calibration Date	Calibration Due Date
Photometer	IN0058	6/18/2024	12/18/2024
Power Meter	INXT2011004	2/8/2024	2/8/2025
AC Power Source	IN0063	10/24/2023	10/24/2024
DC Power Source	IN0208	10/24/2023	10/24/2024
Sphere Thermometer	IN0085	10/24/2023	10/24/2024
Room Thermometer	IN0046	10/24/2023	10/24/2024

REPORT NUMBER: SP1-2407-157-7

CIE 1931 Chromaticity Diagram



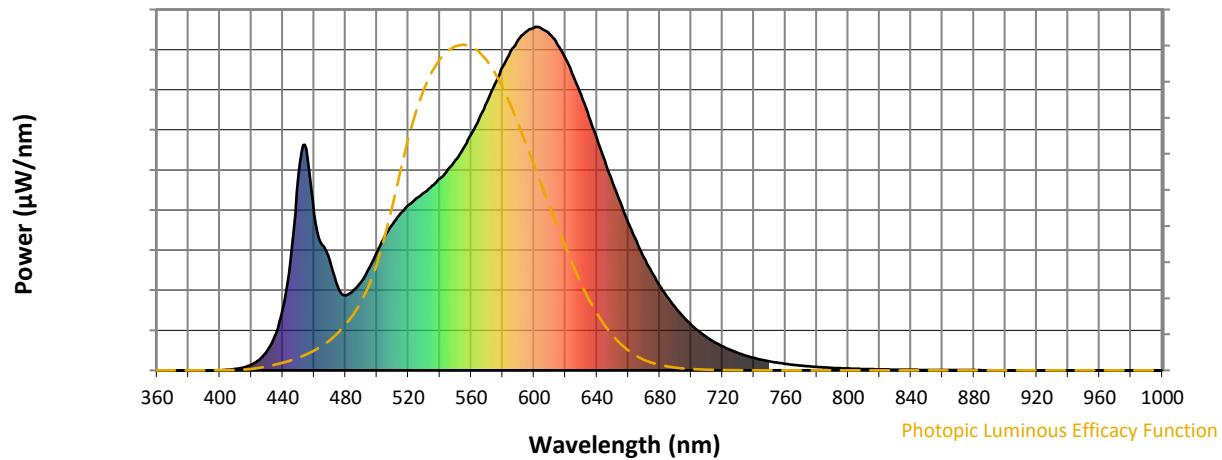
CIE 1931 Chromaticity Diagram with 2017 ANSI 7-Step and 4-Step Quadrangles



Point lies inside the ANSI 3000K 4-step quadrangle

REPORT NUMBER: SP1-2407-157-7

Photopic Flux vs. Wavelength



Photopic Lumens: NR

λ (nm)	Power W [^] /nm	Lumens (ϕ /nm)	λ (nm)	Power W [^] /nm	Lumens (ϕ /nm)	λ (nm)	Power W [^] /nm	Lumens (ϕ /nm)	λ (nm)	Power W [^] /nm	Lumens (ϕ /nm)	λ (nm)	Power W [^] /nm	Lumens (ϕ /nm)
360	0	NR	490	258	NR	620	908	NR	750	26	NR	880	1	NR
365	0	NR	495	297	NR	625	857	NR	755	22	NR	885	0	NR
370	0	NR	500	345	NR	630	801	NR	760	19	NR	890	0	NR
375	0	NR	505	391	NR	635	738	NR	765	16	NR	895	0	NR
380	0	NR	510	426	NR	640	675	NR	770	14	NR	900	0	NR
385	0	NR	515	456	NR	645	610	NR	775	12	NR	905	0	NR
390	0	NR	520	480	NR	650	547	NR	780	10	NR	910	0	NR
395	0	NR	525	500	NR	655	488	NR	785	9	NR	915	0	NR
400	0	NR	530	517	NR	660	429	NR	790	7	NR	920	0	NR
405	2	NR	535	538	NR	665	378	NR	795	6	NR	925	0	NR
410	4	NR	540	558	NR	670	328	NR	800	5	NR	930	0	NR
415	9	NR	545	584	NR	675	285	NR	805	5	NR	935	0	NR
420	16	NR	550	611	NR	680	247	NR	810	4	NR	940	0	NR
425	31	NR	555	646	NR	685	212	NR	815	3	NR	945	0	NR
430	56	NR	560	687	NR	690	183	NR	820	3	NR	950	0	NR
435	101	NR	565	731	NR	695	156	NR	825	3	NR	955	0	NR
440	178	NR	570	780	NR	700	133	NR	830	2	NR	960	0	NR
445	323	NR	575	832	NR	705	114	NR	835	2	NR	965	0	NR
450	566	NR	580	883	NR	710	96	NR	840	2	NR	970	0	NR
455	645	NR	585	927	NR	715	82	NR	845	1	NR	975	0	NR
460	457	NR	590	963	NR	720	70	NR	850	1	NR	980	0	NR
465	365	NR	595	985	NR	725	59	NR	855	1	NR	985	0	NR
470	317	NR	600	998	NR	730	50	NR	860	1	NR	990	0	NR
475	244	NR	605	994	NR	735	43	NR	865	1	NR	995	0	NR
480	218	NR	610	978	NR	740	36	NR	870	1	NR	1000	0	NR
485	233	NR	615	947	NR	745	31	NR	875	1	NR			

REPORT NUMBER: SP1-2407-157-7

Scotopic Flux vs. Wavelength



Scotopic Lumens: NR

S/P: 1.42

λ (nm)	Power W [^] /nm	Lumens (φ/nm)	λ (nm)	Power W [^] /nm	Lumens (φ/nm)	λ (nm)	Power W [^] /nm	Lumens (φ/nm)	λ (nm)	Power W [^] /nm	Lumens (φ/nm)	λ (nm)	Power W [^] /nm	Lumens (φ/nm)
360	0	NR	490	258	NR	620	908	NR	750	26	NR	880	1	NR
365	0	NR	495	297	NR	625	857	NR	755	22	NR	885	0	NR
370	0	NR	500	345	NR	630	801	NR	760	19	NR	890	0	NR
375	0	NR	505	391	NR	635	738	NR	765	16	NR	895	0	NR
380	0	NR	510	426	NR	640	675	NR	770	14	NR	900	0	NR
385	0	NR	515	456	NR	645	610	NR	775	12	NR	905	0	NR
390	0	NR	520	480	NR	650	547	NR	780	10	NR	910	0	NR
395	0	NR	525	500	NR	655	488	NR	785	9	NR	915	0	NR
400	0	NR	530	517	NR	660	429	NR	790	7	NR	920	0	NR
405	2	NR	535	538	NR	665	378	NR	795	6	NR	925	0	NR
410	4	NR	540	558	NR	670	328	NR	800	5	NR	930	0	NR
415	9	NR	545	584	NR	675	285	NR	805	5	NR	935	0	NR
420	16	NR	550	611	NR	680	247	NR	810	4	NR	940	0	NR
425	31	NR	555	646	NR	685	212	NR	815	3	NR	945	0	NR
430	56	NR	560	687	NR	690	183	NR	820	3	NR	950	0	NR
435	101	NR	565	731	NR	695	156	NR	825	3	NR	955	0	NR
440	178	NR	570	780	NR	700	133	NR	830	2	NR	960	0	NR
445	323	NR	575	832	NR	705	114	NR	835	2	NR	965	0	NR
450	566	NR	580	883	NR	710	96	NR	840	2	NR	970	0	NR
455	645	NR	585	927	NR	715	82	NR	845	1	NR	975	0	NR
460	457	NR	590	963	NR	720	70	NR	850	1	NR	980	0	NR
465	365	NR	595	985	NR	725	59	NR	855	1	NR	985	0	NR
470	317	NR	600	998	NR	730	50	NR	860	1	NR	990	0	NR
475	244	NR	605	994	NR	735	43	NR	865	1	NR	995	0	NR
480	218	NR	610	978	NR	740	36	NR	870	1	NR	1000	0	NR
485	233	NR	615	947	NR	745	31	NR	875	1	NR			

REPORT NUMBER: SP1-2407-157-7

Melanopic Flux vs. Wavelength



Melanopic Lumens: NR

M/P: 2.79

λ (nm)	Power W [^] /nm	Lumens (φ/nm)	λ (nm)	Power W [^] /nm	Lumens (φ/nm)	λ (nm)	Power W [^] /nm	Lumens (φ/nm)	λ (nm)	Power W [^] /nm	Lumens (φ/nm)	λ (nm)	Power W [^] /nm	Lumens (φ/nm)
360	0	NR	490	258	NR	620	908	NR	750	26	NR	880	1	NR
365	0	NR	495	297	NR	625	857	NR	755	22	NR	885	0	NR
370	0	NR	500	345	NR	630	801	NR	760	19	NR	890	0	NR
375	0	NR	505	391	NR	635	738	NR	765	16	NR	895	0	NR
380	0	NR	510	426	NR	640	675	NR	770	14	NR	900	0	NR
385	0	NR	515	456	NR	645	610	NR	775	12	NR	905	0	NR
390	0	NR	520	480	NR	650	547	NR	780	10	NR	910	0	NR
395	0	NR	525	500	NR	655	488	NR	785	9	NR	915	0	NR
400	0	NR	530	517	NR	660	429	NR	790	7	NR	920	0	NR
405	2	NR	535	538	NR	665	378	NR	795	6	NR	925	0	NR
410	4	NR	540	558	NR	670	328	NR	800	5	NR	930	0	NR
415	9	NR	545	584	NR	675	285	NR	805	5	NR	935	0	NR
420	16	NR	550	611	NR	680	247	NR	810	4	NR	940	0	NR
425	31	NR	555	646	NR	685	212	NR	815	3	NR	945	0	NR
430	56	NR	560	687	NR	690	183	NR	820	3	NR	950	0	NR
435	101	NR	565	731	NR	695	156	NR	825	3	NR	955	0	NR
440	178	NR	570	780	NR	700	133	NR	830	2	NR	960	0	NR
445	323	NR	575	832	NR	705	114	NR	835	2	NR	965	0	NR
450	566	NR	580	883	NR	710	96	NR	840	2	NR	970	0	NR
455	645	NR	585	927	NR	715	82	NR	845	1	NR	975	0	NR
460	457	NR	590	963	NR	720	70	NR	850	1	NR	980	0	NR
465	365	NR	595	985	NR	725	59	NR	855	1	NR	985	0	NR
470	317	NR	600	998	NR	730	50	NR	860	1	NR	990	0	NR
475	244	NR	605	994	NR	735	43	NR	865	1	NR	995	0	NR
480	218	NR	610	978	NR	740	36	NR	870	1	NR	1000	0	NR
485	233	NR	615	947	NR	745	31	NR	875	1	NR			

Summary

$R_f = 84.4$
 $R_g = 94.7$
 $CIE R_a = 82.6$
 $R_9 = 5.1$



Color Vector Graphics



Individual Sample Fidelity Index ($R_{f,i}$)

CES01 = 86	CES26 = 86	CES51 = 93	CES76 = 82
CES02 = 63	CES27 = 92	CES52 = 93	CES77 = 84
CES03 = 31	CES28 = 94	CES53 = 89	CES78 = 81
CES04 = 70	CES29 = 92	CES54 = 89	CES79 = 90
CES05 = 49	CES30 = 91	CES55 = 86	CES80 = 89
CES06 = 51	CES31 = 93	CES56 = 85	CES81 = 72
CES07 = 42	CES32 = 85	CES57 = 83	CES82 = 95
CES08 = 41	CES33 = 97	CES58 = 84	CES83 = 94
CES09 = 29	CES34 = 92	CES59 = 91	CES84 = 91
CES10 = 76	CES35 = 96	CES60 = 90	CES85 = 74
CES11 = 59	CES36 = 81	CES61 = 87	CES86 = 68
CES12 = 65	CES37 = 96	CES62 = 83	CES87 = 84
CES13 = 43	CES38 = 86	CES63 = 87	CES88 = 88
CES14 = 74	CES39 = 98	CES64 = 79	CES89 = 75
CES15 = 71	CES40 = 96	CES65 = 78	CES90 = 89
CES16 = 47	CES41 = 96	CES66 = 77	CES91 = 73
CES17 = 50	CES42 = 97	CES67 = 76	CES92 = 63
CES18 = 56	CES43 = 91	CES68 = 80	CES93 = 77
CES19 = 72	CES44 = 99	CES69 = 85	CES94 = 61
CES20 = 66	CES45 = 93	CES70 = 78	CES95 = 73
CES21 = 87	CES46 = 90	CES71 = 74	CES96 = 84
CES22 = 79	CES47 = 94	CES72 = 91	CES97 = 88
CES23 = 92	CES48 = 83	CES73 = 74	CES98 = 85
CES24 = 91	CES49 = 91	CES74 = 90	CES99 = 76
CES25 = 72	CES50 = 93	CES75 = 78	



Color Rendition by Hue-Angle Bin



Measure Comparisons



(END OF REPORT)